


# ELVOX 801 Series



## Terminals

- B
- 1 Speech In (Speaker)
  - 2 Speech Out (Mic)
  - 3 Common ([linked to 4/5](#))
  - 6 Call
  - 7 Lock

### IMPORTANT NOTE :

1) Before replacing the handset make note of the wires to each terminal on the existing unit (an easy way is to cut each core off leaving a piece of the insulation in place with colour visible) twist unused cores together (so you know they are not used, do not short them out).

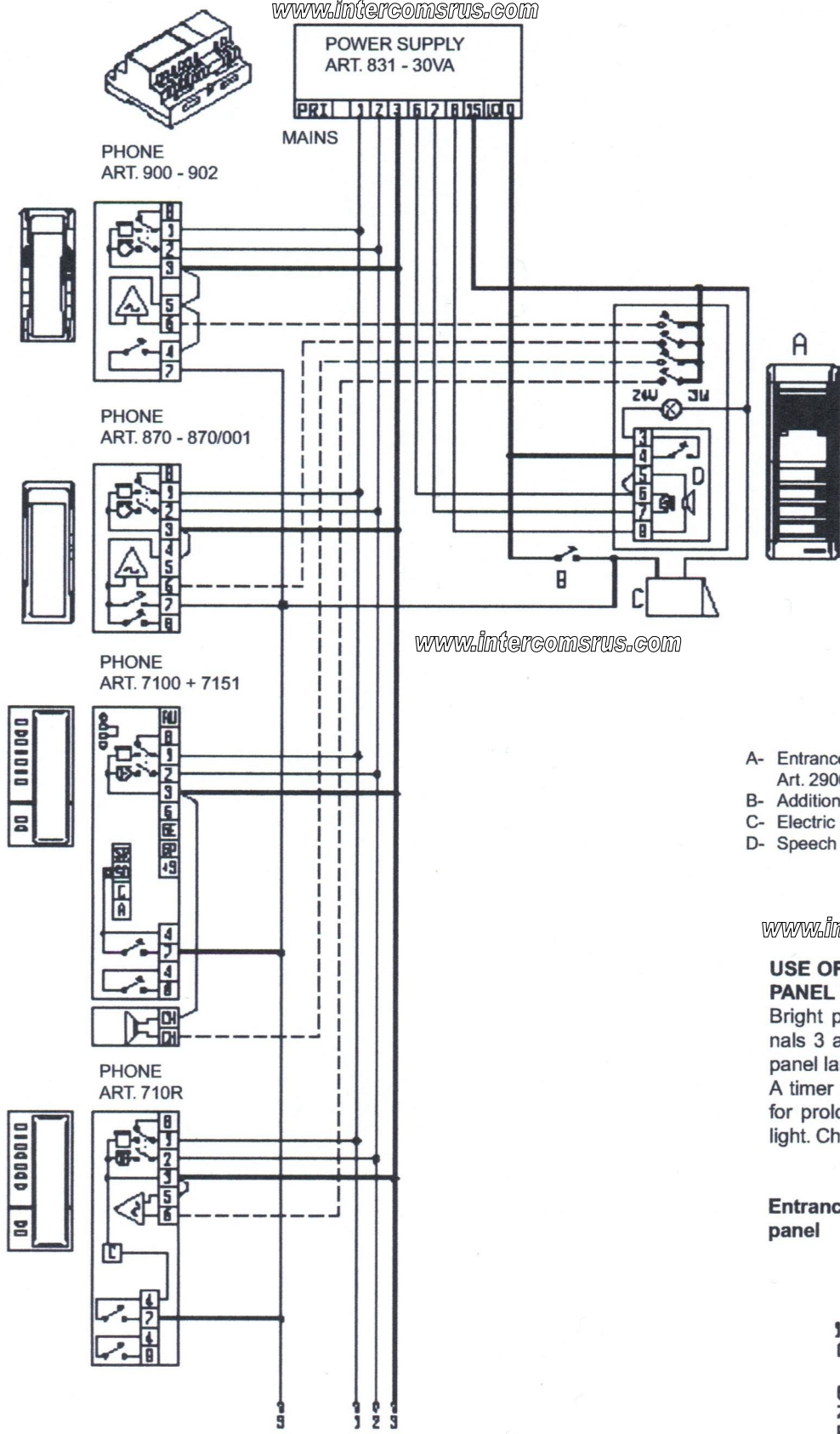
2) Some older systems will have cable with one coloured core and a solid white core in this case mark each core with a marker or tape.

3) Some systems may have loop on wiring, you will have 2 cables into your handset (make sure any joins remain, as these may be serving other flats on the system).

# WIRING DIAGRAM

## ELVOX 801 Handset to 1 Entrance Panel

[www.intercomsrus.com](http://www.intercomsrus.com)



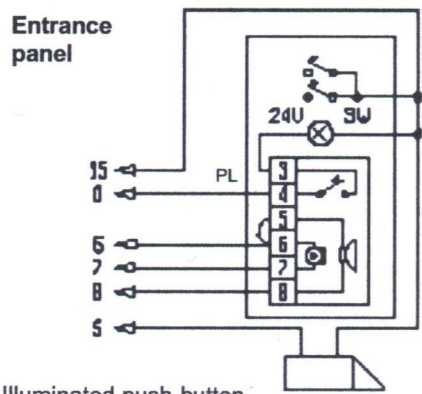
[www.intercomsrus.com](http://www.intercomsrus.com)

- A- Entrance panel with speech unit  
Art. 2900-2970-2990-3200 and series 9000
- B- Additional push-button for lock
- C- Electric lock 12V A.C.
- D- Speech unit Art. 930

[www.intercomsrus.com](http://www.intercomsrus.com)

### USE OF BRIGHT PUSH-BUTTON FOR PANEL LIGHTING

Bright push-button connected to terminals 3 and 4 may be used to switch on panel lamps as per diagram. A timer may be used for switching on or for prolonged switching on or for stair-light. Charge 0.5A - 24V AC max.

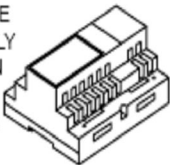


PL- Illuminated push-button

# WIRING DIAGRAM

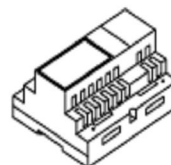
## ELVOX 831 PSU with 2 Entrance Panels

ALIMENTATORE  
POWER SUPPLY  
ALIMENTATION  
NETZGERÄT  
ALIMENTADOR

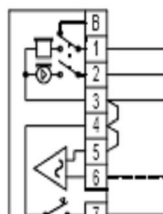
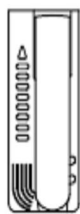


RETE-NETWORK  
RÉSEAU-NETZ  
RED-REDE

[www.intercomsrus.com](http://www.intercomsrus.com)

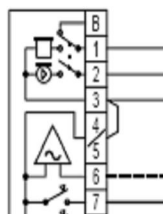
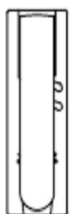


COMMUTATORE  
SWITCHING MODULE  
COMMUTATEUR  
UMSCHALTRELAIS  
CONMUTADOR  
COMUTADOR



CITOFONI - INTERPHONE  
POSTES - HAUSTELEFONE  
TELÉFONOS - TELEFONES  
ART. 620R

[www.intercomsrus.com](http://www.intercomsrus.com)



CITOFONI - INTERPHONE  
POSTES - HAUSTELEFONE  
TELÉFONOS - TELEFONES  
ART. 8870 - 870/001

[www.intercomsrus.com](http://www.intercomsrus.com)

A



[www.intercomsrus.com](http://www.intercomsrus.com)

A



[www.intercomsrus.com](http://www.intercomsrus.com)

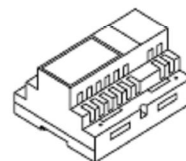
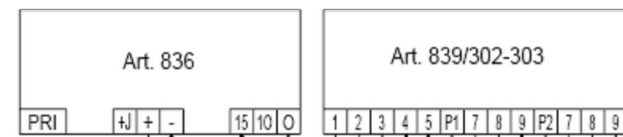
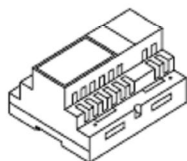
1 2 3 S

# ELVOX 836 PSU with 2 Entrance Panels

ALIMENTATORE  
POWER SUPPLY  
ALIMENTATION  
NETZGERÄT  
ALIMENTADOR

COMMUTATORE  
SWITCHING MODULE  
COMMUTATEUR  
UMSCHALTRELAIS  
CONMUTADOR  
COMUTADOR

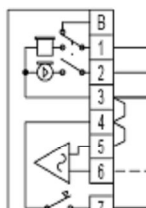

[www.intercomsrus.com](http://www.intercomsrus.com)



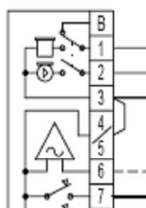
A - Targa con posto esterno  
Entrance panel with speech unit  
Plaque de rue avec poste externe  
Klingeltableau mit Außenstelle  
Placa con aparato externo  
Botoneira com posto externo  
serie-série GALILEO SECURITY  
PATAVIUM, GALILEO

B - Posto esterno  
Speech unit  
Poste externe  
Außenstelle  
Aparato externo  
Posto externo  
Art. 930/836 (930E)

C - Serratura elettrica 12V~  
Electric lock 12V~  
Gâche électrique 12V~  
Elektrischer Türöffner 12V~  
Cerradura eléctrica 12V~  
Trinco eléctrico 12V~



CITOFONI - INTERPHONE  
POSTES - HAUSTELEFONE  
TELÉFONOS - TELEFONES  
ART. 620R



CITOFONI - INTERPHONE  
POSTES - HAUSTELEFONE  
TELÉFONOS - TELEFONES  
ART. 8870 - 870/001

D - Pulsante supplementare serratura  
Additional push-button for lock  
Poussoir supplémentaire gâche  
Zusätzliche Türöffnertaste  
Pulsador suplementario cerradura  
Botão suplementar do trinco

1 2 3 S

[www.intercomsrus.com](http://www.intercomsrus.com)

[www.intercomsrus.com](http://www.intercomsrus.com)

[www.intercomsrus.com](http://www.intercomsrus.com)

